

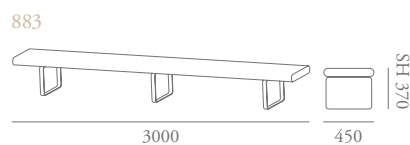
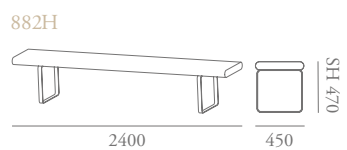
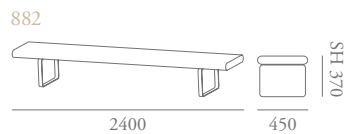
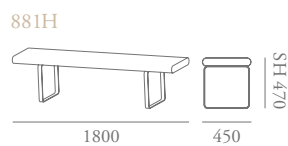
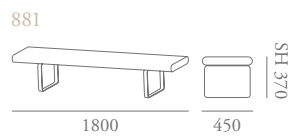



Kyoto Specification


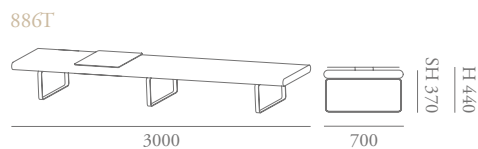
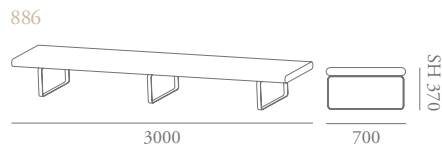
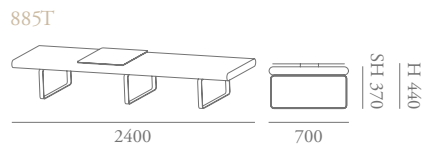
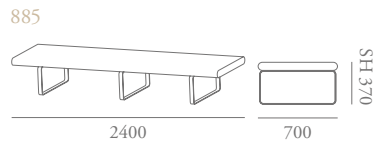
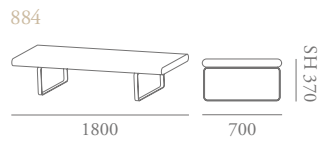
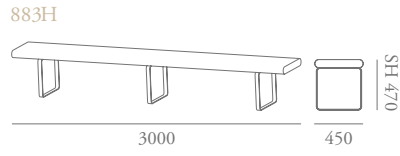


Designed by Morgan Studio



Inspired by Japanese gardens and bridges, Kyoto is a system of linear intersecting benches that interlock to create asymmetric, dual height reception area seating compositions. The 10 Kyoto configurations available can be specified in contrasting fabrics, with tables available in realwood laminate, glass and Carrara marble; giving the designer the scope to compose a bold graphic statement or opt for a more tranquil tonal palette.



Kyoto Specification



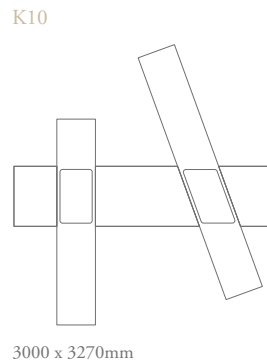
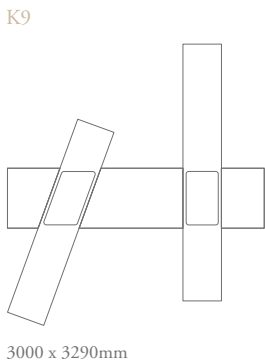
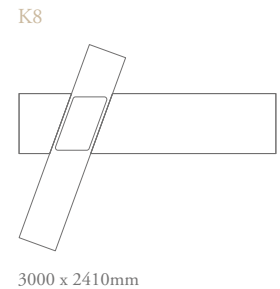
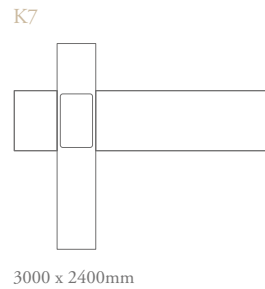
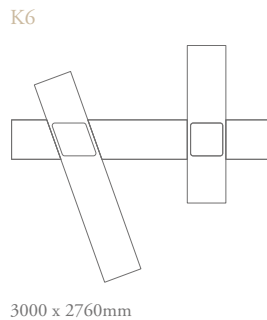
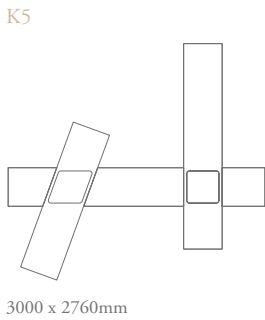
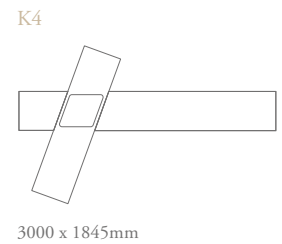
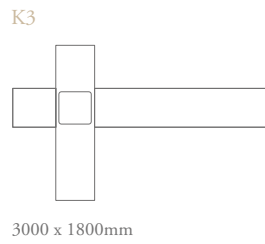
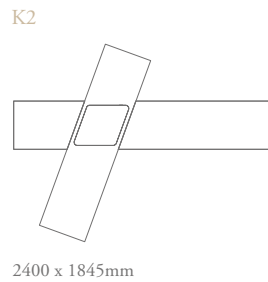
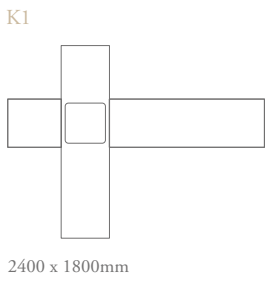
Kyoto Specification



880 – Also available in:

- Option 1: W: 350mm, D: 350mm, H: 50mm
- Option 2: W: 350mm, D: 900mm, H: 50mm
- Option 3: W: 350mm, D: 1800mm, H: 50mm
- Option 4: W: 450mm, D: 450mm, H: 50mm
- Option 5: W: 450mm, D: 900mm, H: 50mm
- Option 6: W: 450mm, D: 1800mm, H: 50mm
- Option 7: W: 900mm, D: 900mm, H: 50mm

Example Configurations



K5BR Configuration