

# Finishes

## *Timber species & standard polish colours*

Using the finest kiln-dried hardwood from PEFC managed European forests, we offer 4 timber species with a variety of surface finishes. Because of variations in natural materials, printed colours may differ from the actual product.

We offer Beech as standard, (please refer to P30 Natural) while Ash, Oak, and Walnut are available at an additional cost.

### **Timber species:**




Beech



Ash



Oak



Walnut

### **Polishes**


*We offer a standard range of 12 polish colours:*



P30 Natural




P55 Light Walnut




P36 Dark Oak




P54 Light Oak



P33 Wenge



P38 Teak



P37 Walnut



P56 Limed Oak\*



P59 Grey Oak



P60 Black



P70 White



P80 Warm Black

*\*Only available on Ash and Oak Species*

## Table-top options

---

Working with trusted UK suppliers for over 30 years, we offer a wide range of high-quality finishes. These long-standing relationships ensure exceptional craftsmanship and consistent quality across all materials. Due to variations in natural materials, printed colours may differ from the actual product.

### Table-top options




Realwood Laminate  
*matched to timber and polish*



Wood Effect Laminate  
*matched to timber and polish*



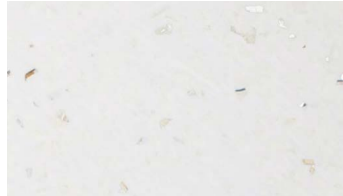
White Carrara marble



Via Lactea marble



Grigio Venato Terrazzo




Recycled plastic



Recycled plastic



Clear glass



Clear glass with cane



Acid etched painted




Sandblasted glass




Smoked mirror glass



Back painted glass



Corian – Nocturne



Corian – Glacier White

### Other finish options




SS - Brushed Stainless  
Steel



BZ - Brushed Bronze

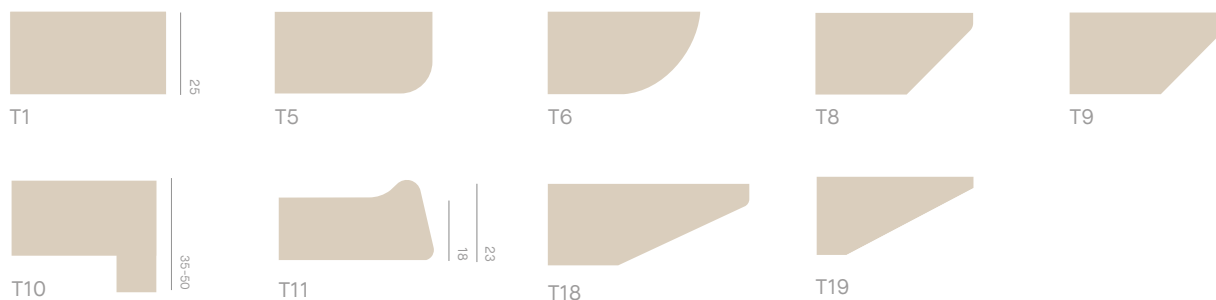


BR - Brass



EP - Epoxy powder coating shown  
in brass. Also available in White (RAL  
9010) or Black (RAL 9005) as standard.

## Table options



### Table Edge Profile

We offer 10 standard edge profiles.

- T1 Square
- T5 Radius to underside, 10mm
- T6 Radius to underside, 30mm
- T8 Reverse Chamfer with 5mm radius
- T9 Reverse Chamfer
- T10 Deep Square Edge - costed on request
- T11 Storm Edge
- T18 Deep Reverse Chamfer with 5mm radius
- T19 Deep Chamfer

### Table Tops - Bespoke

Non-standard tops, edge specifications or veneer and laminate options are available upon request. Please get in touch for details.

### Table Tops As Standard

Our table tops are constructed with a 25mm core. We provide three table top finishes as standard.

### Veneered MDF

A timber veneer is applied over high-density MDF, featuring an exposed MDF edge stained to your polish colour specification and finished with a clear, severe-rated lacquer.

This finish is well-suited for bar, lounge, and reception areas or spaces with occasional use. However, it is not recommended for heavy contract areas where tables may be subject to mishandling, cigarette burns, or marking.

For lighter timber finishes, such as P30 Natural Beech or P54 Light Oak, we recommend selecting solid wood lipping to achieve a seamless and durable edge detail.

### Realwood Laminate (RWL)

A natural timber Woodlam laminate is applied over high-density MDF, featuring an exposed MDF edge stained in a selection of standard colours.

This specification ensures exceptional durability, offering the highest level of heat resistance, including protection against cigarette burns and impact damage. It is ideally suited for heavy contract use, formal dining, and conference or function spaces.

As standard, the design includes a polished MDF edge, profiled to your chosen edge detail. For lighter timber finishes, such as P30 Natural or P54 Light Oak, we recommend opting for solid wood lipping to achieve a seamless and durable edge detail.

### Wood Effect Laminate (WEL)

If Realwood Laminate (RWL) is not required for your specification, we offer our standard selection of Pfeiderer wood-effect laminates, as well as options from other brands, including Egger, Formica, and Polyrey. Please contact us for more details.

### Solidwood Lipping

A timber veneer, Realwood laminate, or wood-effect laminate is applied over high-density MDF, featuring a solid timber edge. The edge is either stained to match your polish colour specification or crafted from an alternative timber species, then finished with a clear, severe-rated lacquer.

The solid timber edge offers enhanced durability, providing robust protection against knocks and impact damage while creating the appearance of a solid timber top.

For guidance on areas of use, please refer to the details on 'Veneered MDF' and 'Realwood Laminate' above.